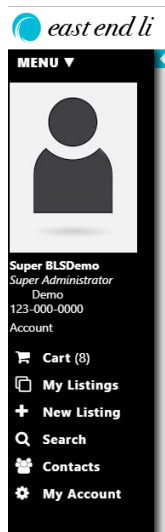
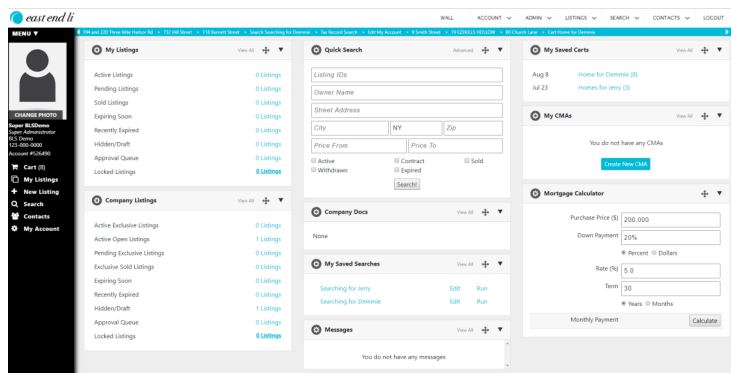




# east end li

## Navigating the New Profile Wall

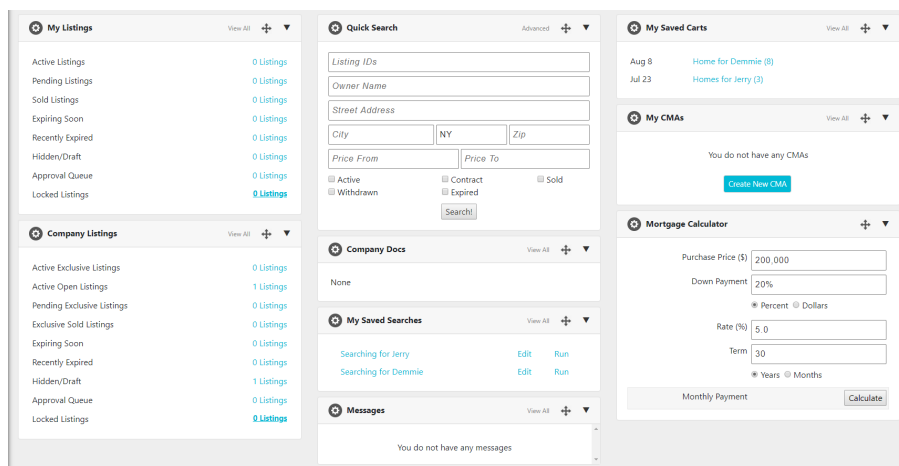
After logging into your MLS account, you will see your Profile Wall. The Wall gives you access to all of the tools you need. You can also personalize your wall with customizable widgets.



The left Side Bar Menu allows you to access your profile and a wide range of functions.

- **Cart** - A place to store listings to be saved for clients, or put into a CMA.
- **My Listings / New Listing** - Add and view your listings
- **Search** - Lookup listings within EELI.
- **Clients** - The electronic database of your personal clients and customers
- **My Account** - Update your bio, change your email or password, etc.

You can customize which widgets appear on your Profile Wall by selecting the Gear icon within each individual widget. You can select the color of that widget, as well as choose which widgets to display or hide.



### Available Widgets

- **My Listings** - Your listings of various statuses
- **Company Listings** - Listing from your office
- **Quick Search** - Look up listings for your clients
- **My Saved Searches** - Quickly access and load previously saved searches
- **Saved Carts** - Previously created carts holding listings you've save for clients and customers (please see the Listing Carts training sheet for more info.)
- **CMAs** - Compare listings to one another or find out how much a property may be worth.
- **Mortgage Calculator** - ( for estimation purposes only)
- **Company Docs** - Files uploaded by your Office managers and Admins to be used by agents.
- **Messages** - Your EELI inbox